Sedna

Slim is beautiful

Catalogue 2011

Schneider Electric

Contents

Presentation. 4
Switches 18
Comfort controls 24
Socket outlets 26
Data outlets 27
Telephone outlets 28
TV/R/SAT outlets 29
Loudspeaker outlets 30
Complementary offer. 31
Boxes. 32
Cover frames. 33
Technical informations 37
Reference number overview 57

Sedna 8 mm...

of pure design

Offer to your customers an original alternative to traditional white switches and sockets. With its streamlined design and elegant colors, the Sedna range will give you the edge you are looking for.

6 colors

With 6 colored frames and 4 colored inserts available, you can offer a rich and diverse product range with a minimum of stock management required.

> 10 functions

To create a home that responds to touch and sight.

1-way switch

1-way switch with pilot lamp

2-circuit switch with pilot lamp

Push-button with pilot lamp

Socket outlet with shutters

Socket outlet with shutters

Roller blind control switch

Movement detector

Rotary dimmer

Room thermostat

Tel + data outlet

TV/R/SAT outlet

P112212

More comfort for your customers...

Combining comfort, lighting and heating control, Sedna has it all. The Advanced functions can help to simplify your customers' lives and demonstrate the added value of your business.

Comfort at the fingertips

> The home beats to the rythm of the occupants' personal routine and needs:
+ heating systems programmed to offer optimum comfort from the moment résidents step through the door;
+ light dimmers provide just the right level of brightness;
+ roller blinds can be controlled with one flick of a switch…

A safe environment

> Sometimes, all it takes is one detail to make the home safer. All Sedna socket outlets come with shutters to prevent accidents. Motion detectors can also provide automatic lighting so that occupants can move around safely and easily during the night.

All the connections they need

> Offer your customers a powerful network to connect to the internet or watch television anywhere in the home.

Energy Efficiency

P112967

Dimmer

Just use the the light ambiance, not more.

P112975

Movement detector

Automatically switch on and off depending on a presence détection or the light condition (light sensor).

P112970

Thermostat

A management of the temperature, without significant drops or increases.

P112971

Illuminated switch

At night, the illuminated switch will guide you in corridors, entrances...

> Light control

> Temperature control

> Roller blinds switch

P112223

P112207



P112209

P112215

P112230

> Child protection

> Movement detection

P111817

P112204

P112208



> Switch with indicator light

> Connectivity

P111813

P112227

P112197

... And more ease of insta

The designers of the Sedna range have thought of everything, especially you. The quality of the outer design is a reflection of the innovation within. Just a few little pluses that make all the difference.



Make the most of your energy

> Telescopic design

No need to take special care during installation. The telescopic design ensures a perfect fit on irregular surfaces as well as seamless alignment with any preinstalled wall box components.

P112170

P112182

P112181

P112172

> Big colored wire release levers for easy installation

Colored levers make the process much faster and more intuitive.

> Upright claws

The insert can be positioned deeply: easy insertion in the box as claws don't interfere with wires.

P112175

> Clear marking

Get to grips right away with connection and positioning.

P112171

> Aligned terminals

The wires can be cut to the same length. It's easier to fix the insert in the box with all the wires already in same side.

P112173

> Open terminals

No need to unscrew, the terminals are pre-open for faster cabling.



P112174

llation for you

Completely safe operation


P112183

> Upper plastic inserts

Hide live parts in socket outlets.

P112176

P112742

> Protected claws

Claws are fully protected to keep fingers safe.

> Guided wire inlets

The wire inlets are shaped so that the wire can be placed in the terminals more easily and the stripped conductor tip is hidden behind the insulation, preventing short-circuiting.

P112178

Ensuring robustness and reliability

> Metal fixing frame

The fixing frame is made of galvanized sheet metal that is resistant to rust and bending. It provides excellent stability when installed.


P112179

> Strong claws for reliable installation

Long, robust claws are particularly important in socket outlets, which may become loose after repeated usage. These strong claws keep the outlet fixed to the wall, even under strenuous conditions.

P112180

P112181

> Illuminated switch

At night, the illuminated switch will guide you in corridors, entrances...

Switches

10 AX - 250 V AC switches

SDN0100121

SDN0400121

SDN0500121

SDN0600121

SDN0300121

SDN0200121

	1-way screwless	2-way screwless
	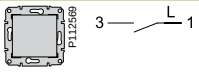	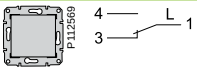
Color		
☐ white	**SDN0100121**	**SDN0400121**
☐ cream	**SDN0100123**	**SDN0400123**
☐ aluminium	**SDN0100160**	**SDN0400160**
☐ titanium	**SDN0100168**	**SDN0400168**

	Intermediate screwless
	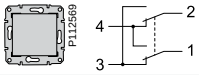
Color	
☐ white	**SDN0500121**
☐ cream	**SDN0500123**
☐ aluminium	**SDN0500160**
☐ titanium	**SDN0500168**

	Double 2-way screwless
	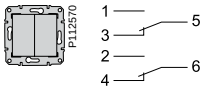
Color	
☐ white	**SDN0600121**
☐ cream	**SDN0600123**
☐ aluminium	**SDN0600160**
☐ titanium	**SDN0600168**

	2-circuit screwless
	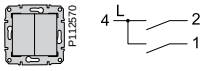
Color	
☐ white	**SDN0300121**
☐ cream	**SDN0300123**
☐ aluminium	**SDN0300160**
☐ titanium	**SDN0300168**

	2-pole screwless
	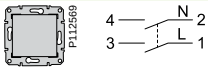
Color	
☐ white	**SDN0200121**
☐ cream	**SDN0200123**
☐ aluminium	**SDN0200160**
☐ titanium	**SDN0200168**

16 AX - 250 V AC switches

P111820

SDN0400421

P111820

SDN0200221

	2-way screwless
	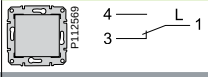
Color	
white	**SDN0400421**
cream	**SDN0400423**
aluminium	**SDN0400460**
titanium	**SDN0400468**

	2-pole screwless
	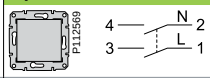
Color	
white	**SDN0200221**
cream	**SDN0200223**
aluminium	**SDN0200260**
titanium	**SDN0200268**

IP44 10 AX - 250 V AC switches

P116996

SDN0100321

P116998

SDN0400521

	1-way screwless	2-way screwless
	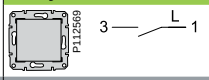	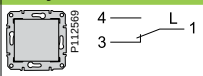
Color		
white	**SDN0100321**	**SDN0400521**
cream	**SDN0100323**	**SDN0400523**
aluminium	**SDN0100360**	
titanium	**SDN0100368**	

P116996

SDN0300421

	Intermediate screwless
	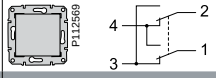
Color	
white	**SDN0500321**
cream	**SDN0500323**
aluminium	**SDN0500360**
titanium	**SDN0500368**

P116997

SDN0300421

	2-circuit screwless
	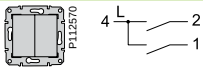
Color	
white	**SDN0300421**
cream	**SDN0300423**
aluminium	**SDN0300460**
titanium	**SDN0300468**

P116996

SDN0200321

	2-pole screwless
	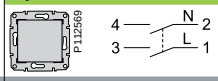
Color	
white	**SDN0200321**
cream	**SDN0200323**
aluminium	**SDN0200360**
titanium	**SDN0200368**

Switches (cont'd)

10 AX - 250 V AC switches with blue locator lamp

SDN1400121

SDN1500121

	1-way screwless	2-way screwless
	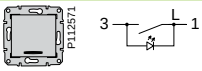	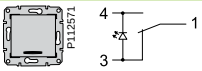
Color		
white	SDN1400121	SDN1500121
cream	SDN1400123	SDN1500123
aluminium	SDN1400160	SDN1500160
titanium	SDN1400168	SDN1500168

SDN0501121

	Intermediate screwless
	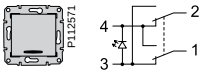
Color	
white	SDN0501121
cream	SDN0501123
aluminium	SDN0501160
titanium	SDN0501168

SDN0300321

	2-circuit screwless
	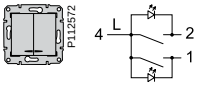
Color	
white	SDN0300321
cream	SDN0300323
aluminium	SDN0300360
titanium	SDN0300368

10 AX - 250 V AC switches with red indicator lamp

SDN0400321

SDN0401121

	1-way screwless	2-way screwless
	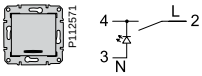	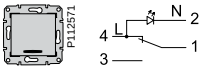
Color		
white	SDN0400321	SDN0401121
cream	SDN0400323	SDN0401123
aluminium	SDN0400360	SDN0401160
titanium	SDN0400368	SDN0401168

SDN0201121

	2-pole screwless
	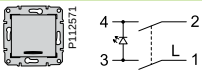
Color	
white	SDN0201121
cream	SDN0201123
aluminium	SDN0201160
titanium	SDN0201168

P111821

SDN1500221

16 AX - 250 V AC switches with blue locator lamp

2-way screwless

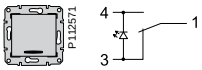

Color	
white	**SDN1500221**
cream	**SDN1500223**
aluminium	**SDN1500260**
titanium	**SDN1500268**

P111821

SDN0201221

16 AX - 250 V AC switches with red indicator lamp

2-pole screwless

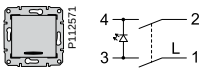

Color	
white	**SDN0201221**
cream	**SDN0201223**
aluminium	**SDN0201260**
titanium	**SDN0201268**

P111832

SDN1900121

10 AX - 250 V AC key card switch

Mechanical, screwless

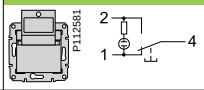

Color	
white	**SDN1900121**
cream	**SDN1900123**
aluminium	**SDN1900160**
titanium	**SDN1900168**

P111830

SDN1300321

P111830

SDN1300121

10 AX - 250 V AC mechanisms for roller blinds

	Switch screwless with mechanical interlock	**Push-button screwless with electric interlock**
	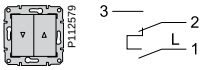	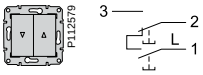
Color		
white	**SDN1300321**	**SDN1300121**
cream	**SDN1300323**	**SDN1300123**
aluminium	**SDN1300360**	**SDN1300160**
titanium	**SDN1300368**	**SDN1300168**

P111831

10 AX - 250 V AC cord push-button

Srewless with cord

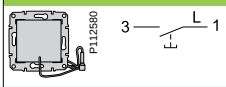

Color	
white	**SDN1200121**
cream	**SDN1200123**
aluminium	**SDN1200160**
titanium	**SDN1200168**

Switches (cont'd)

10 AX - 250 V AC push-buttons

P111820

SDN0700121

P111825

SDN0800121

P111824

SDN0900121

P111826

SDN1000121

P111820

SDN0420121

	Screwless
	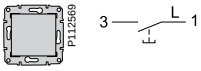
Color	
white	**SDN0700121**
cream	**SDN0700123**
aluminium	**SDN0700160**
titanium	**SDN0700168**

	With bell symbol, screwless	With light symbol, screwless
	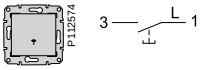	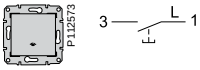
Color		
white	**SDN0800121**	**SDN0900121**
cream	**SDN0800123**	**SDN0900123**
aluminium	**SDN0800160**	**SDN0900160**
titanium	**SDN0800168**	**SDN0900168**

	With trash bin symbol, screwless
	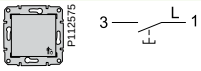
Color	
white	**SDN1000121**
cream	**SDN1000123**
aluminium	**SDN1000160**
titanium	**SDN1000168**

	2-way
	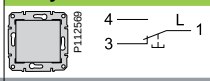
Color	
white	**SDN0420121**
cream	**SDN0420123**
aluminium	**SDN0420160**
titanium	**SDN0420168**

IP44 10 AX - 250 V AC push-buttons

P117000

SDN0800321

P116999

SDN0900321

	With bell symbol, screwless	With light symbol, screwless
	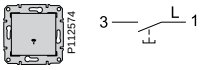	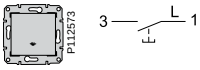
Color		
white	**SDN0800321**	**SDN0900321**
cream	**SDN0800323**	**SDN0900323**

10 AX - 250 V AC push-buttons with blue locator lamp

P111821

SDN1600121

P111821

SDN1520121

P111828

SDN1600421

P111827

SDN1800121

P111829

SDN1600321

	Screwless	
	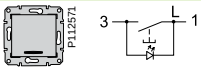 P112571	
Color		
white	SDN1600121	
cream	SDN1600123	
aluminium	SDN1600160	
titanium	SDN1600168	
	2-way, screwless	
	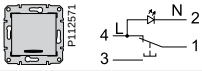 P112571	
Color		
white	SDN1520121	
cream	SDN1520123	
aluminium	SDN1520160	
titanium	SDN1520168	
	With bell symbol, screwless	**With light symbol, screwless**
	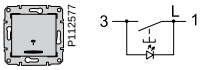 P112577	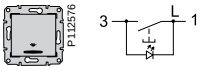 P112576
Color		
white	SDN1600421	SDN1800121
cream	SDN1600423	SDN1800123
aluminium	SDN1600460	SDN1800160
titanium	SDN1600468	SDN1800168
	With label holder, screwless	
	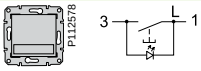 P112578	
Color		
white	SDN1600321	
cream	SDN1600323	
aluminium	SDN1600360	
titanium	SDN1600368	

10 AX - 12 V AC push-buttons with blue locator lamp

P111828

SDN1700121

P111829

SDN1700421

	With bell symbol, screwless
	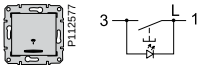 P112577
Color	
white	SDN1700121
cream	SDN1700123
aluminium	SDN1700160
titanium	SDN1700168
	With label holder, screwless
	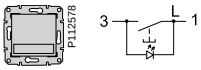 P112578
Color	
white	SDN1700421
cream	SDN1700423
aluminium	SDN1700460
titanium	SDN1700468

Comfort controls

SDN2200621

SDN2200421

Rotary dimmer

	RC, 230 V, 25-325 VA	RL, 230 V, 60-325 VA
Color		
white	SDN2200621	SDN2200421
cream	SDN2200623	SDN2200423
aluminium	SDN2200660	SDN2200460
titanium	SDN2200668	SDN2200468

SDN2200721

SDN2200521

Rotary push-button dimmer

	RC, 230 V, 25-325 VA, two-way	RL, 230 V, 60-500 VA, two-way
Color		
white	SDN2200721	SDN2200521
cream	SDN2200723	SDN2200523
aluminium	SDN2200760	SDN2200560
titanium	SDN2200768	SDN2200568

SDN2200821

Rotary push-button universal dimmer

	RL-RC, 230 V, 40-600 VA, two-way
Color	
white	SDN2200821
cream	SDN2200823
aluminium	SDN2200860
titanium	SDN2200868

Load table

SDN22006XX	SDN22004XX	SDN22007XX	SDN22005XX	SDN22008XX		
					Maximum loads	
25-325 W	60-325 W	25-325 W	60-500 W	40-600 W		incandescent lamps
25-325 W	60-325 W	25-325 W	60-500 W	40-600 W	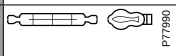	230 V AC halogen lamps
	60-325 VA		60-500 VA	40-600 VA	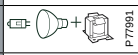	230 V/12 V AC halogen lamps with ferromagnetic tranformer
25-325 VA		25-325 VA		40-600 VA		230 V/12 V AC halogen lamps with electronic tranformer
					Fuse	
					2.5 A(H)	
					Electronic	

Movement detector

P111834

SDN2000221

P126240

SDN2000321

	10 A - 230 V AC, detector with time delay and ambiant light adjustment
	P112598
Color	
white	**SDN2000221**
cream	**SDN2000223**
aluminium	**SDN2000260**
titanium	**SDN2000268**
	max 20 min - 5 Lux - ∞ - operating angle: 180°

	10 A - 230 V AC, detector without adjustments
Color	
white	**SDN2000321**
cream	**SDN2000323**
aluminium	**SDN2000360**
titanium	**SDN2000368**

Thermostats

P111835

SDN6000121

P116967

SDN6000321

P116966

SDN6000221

	10 A - 230 V AC, room thermostat	10 A - 230 V AC, floor thermostat
	P112583	P112583
Color		
white	**SDN6000121**	**SDN6000321**
cream	**SDN6000123**	**SDN6000323**
aluminium	**SDN6000160**	**SDN6000360**
titanium	**SDN6000168**	**SDN6000368**
		External sensor: NTC 10 kΩ at 25 °C

	16 A - 230 V AC, thermostat with comfort function
	P117443
Color	
white	**SDN6000221**
cream	**SDN6000223**
aluminium	**SDN6000260**
titanium	**SDN6000268**
	Complete assembled products. Can not be used in multigang installation

Mechanisms
without frame (cont'd)

Socket-outlets

Side earth socket-outlets

P111836
SDN3000121

P111837
SDN3100121

	16 A - 250 V AC, 2P+E, shuttered with lift terminals	16 A - 250 V AC, 2P+E, shuttered with lift terminals and lid	16 A - 250 V AC, 2P+E, IP44, shuttered with lift terminals and lid
	P112584	P112569	P112569
Color			
white	SDN3000121	SDN3100121	SDN3100321
cream	SDN3000123	SDN3100123	SDN3100323
aluminium	SDN3000160	SDN3100160	
titanium	SDN3000168	SDN3100168	
red	SDN3000341		

Pin earth socket-outlets

P111838
SDN2800121

P111837
SDN2800321

	16 A - 250 V AC, 2P+E, shuttered with lift terminals	16 A - 250 V AC, 2P+E, IP44, shuttered with lift terminals and lid
	P112585	P112569
Color		
white	SDN2800121	SDN2800321
cream	SDN2800123	SDN2800323
aluminium	SDN2800160	SDN2800360
titanium	SDN2800168	SDN2800368
red	SDN2800441	

Socket-outlets (complete products)

Double socket-outlet with side earth

P116969
SDN2800521

	16 A - 250 V AC, 2P+E, shuttered with lift terminals
	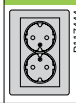 P117444
Color	
white	SDN3000421
cream	SDN3000423
aluminium	SDN3000460
titanium	SDN3000468

Double socket-outlet with pin earth - CZ, SK standard

P116968
SDN3000421

	16 A - 250 V AC, 2P+E, shuttered with lift terminals
	P117445
Color	
white	SDN2800521
cream	SDN2800523
aluminium	SDN2800560
titanium	SDN2800568

Double socket-outlet with pin earth - PL standard

P116970
SDN2800621

	16 A - 250 V AC, 2P+E, shuttered with lift terminals
	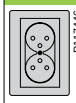 P117446
Color	
white	SDN2800621
cream	SDN2800623
aluminium	SDN2800660
titanium	SDN2800668

Data outlets

SDN4300121

SDN4500121

SDN4400121

SDN4600121

SDN4700121

SDN4900121

SDN4800121

SDN5000121

RJ45 category 5e

	1 x RJ45, cat. 5e, UTP, screwless	1 x RJ45, cat. 5e, STP, screwless
Color		
white	**SDN4300121**	**SDN4500121**
cream	**SDN4300123**	**SDN4500123**
aluminium	**SDN4300160**	**SDN4500160**
titanium	**SDN4300168**	**SDN4500168**
	2 x RJ45, cat. 5e, UTP, screwless	**2 x RJ45, cat. 5e, STP, screwless**
Color		
white	**SDN4400121**	**SDN4600121**
cream	**SDN4400123**	**SDN4600123**
aluminium	**SDN4400160**	**SDN4600160**
titanium	**SDN4400168**	**SDN4600168**

RJ45 category 6

	1 x RJ45, cat. 6, UTP, screwless	1 x RJ45, cat. 6, STP, screwless
Color		
white	**SDN4700121**	**SDN4900121**
cream	**SDN4700123**	**SDN4900123**
aluminium	**SDN4700160**	**SDN4900160**
titanium	**SDN4700168**	**SDN4900168**
	2 x RJ45, cat. 6, UTP, screwless	**2 x RJ45, cat. 6, STP, screwless**
Color		
white	**SDN4800121**	**SDN5000121**
cream	**SDN4800123**	**SDN5000123**
aluminium	**SDN4800160**	**SDN5000160**
titanium	**SDN4800168**	**SDN5000168**

Mechanisms
without frame (cont'd)

Telephone outlets

RJ11

P111839

SDN4101121

P111840

SDN4201121

	1 x RJ11, screwless	2 x RJ11, screwless
	P112586	P112587
Color		
white	SDN4101121	SDN4201121
cream	SDN4101123	SDN4201123
aluminium	SDN4101160	SDN4201160
titanium	SDN4101168	SDN4201168

Telephone + data outlets

P111843

SDN5100121

P111843

SDN5200121

P111843

SDN5100121

	RJ11 + RJ45, cat. 5e, UTP, screwless
	P112590
Color	
white	SDN5100121
cream	SDN5100123
aluminium	SDN5100160
titanium	SDN5100168

	RJ11 + RJ45, cat. 6, UTP, screwless	RJ11 + RJ45, cat. 6, STP, screwless
	P112590	P112590
Color		
white	SDN5200121	SDN5200221
cream	SDN5200123	SDN5200223
aluminium	SDN5200160	SDN5200260
titanium	SDN5200168	SDN5200268

TV/R/SAT outlets

TV

SDN3201621

	TV connector ending, 1 dB
Color	
white	**SDN3201621**
cream	**SDN3201623**
aluminium	**SDN3201660**
titanium	**SDN3201668**

TV/R

SDN3301821

SDN3301321

	TV/R outlet, intermediate, 4 dB	TV/R outlet, intermediate, 8 dB
Color		
white	**SDN3301821**	**SDN3301321**
cream	**SDN3301823**	**SDN3301323**
aluminium	**SDN3301860**	**SDN3301360**
titanium	**SDN3301868**	**SDN3301368**

SDN3301621

	TV/R outlet, ending, 1 dB
Color	
white	**SDN3301621**
cream	**SDN3301623**
aluminium	**SDN3301660**
titanium	**SDN3301668**

TV/SAT

SDN3401921

SDN3401221

	TV/SAT outlet, intermediate, 4 dB	TV/SAT outlet, intermediate, 8 dB
Color		
white	**SDN3401921**	**SDN3401221**
cream	**SDN3401923**	**SDN3401223**
aluminium	**SDN3401960**	**SDN3401260**
titanium	**SDN3401968**	**SDN3401268**

SDN3401621

	TV/SAT outlet, ending, 1 dB
Color	
white	**SDN3401621**
cream	**SDN3401623**
aluminium	**SDN3401660**
titanium	**SDN3401668**

TV/R/SAT outlets (cont'd)

TV/R/SAT

SDN3501421

SDN3501221

	TV/R/SAT outlet, intermediate, 4 dB	TV/R/SAT outlet, intermediate, 8 dB
Color		
white	**SDN3501421**	**SDN3501221**
cream	**SDN3501423**	**SDN3501223**
aluminium	**SDN3501460**	**SDN3501260**
titanium	**SDN3501468**	**SDN3501268**

SDN3501321

	TV/R/SAT outlet, ending, 1 dB
Color	
white	**SDN3501321**
cream	**SDN3501323**
aluminium	**SDN3501360**
titanium	**SDN3501368**

R-TV/SAT/SAT

SDN3502121

	R-TV/SAT/SAT outlet, ending, 1 dB
Color	
white	**SDN3502121**
cream	**SDN3502123**
aluminium	**SDN3502160**
titanium	**SDN3502168**

Loudspeaker outlet



SDN5400121

	Double loudspeaker outlet, screwless
Color	
white	**SDN5400121**
cream	**SDN5400123**
aluminium	**SDN5400160**
titanium	**SDN5400168**

Complementary offers

P111849

SDN5500121

	Cable outlet 250 V - 25 A
	P112596
Color	
white	**SDN5500121**
cream	**SDN5500123**
aluminium	**SDN5500160**
titanium	**SDN5500168**

P111820

SDN5600121

	Blind cover
	P117447
Color	
white	**SDN5600121**
cream	**SDN5600123**
aluminium	**SDN5600160**
titanium	**SDN5600168**

P111848

SDN5900123

Night light lamp 250V - 3W
P112595
SDN5900123

P116971

SDN6100121

P116972

SDN6100221

Horizontal surface mounting boxes

	1 gang	Multi-gang, universal
	P117448	P117449
Color		
white	**SDN6100121**	**SDN6100221**
cream	**SDN6100123**	**SDN6100223**
aluminium	**SDN6100160**	**SDN6100260**
titanium	**SDN6100168**	**SDN6100268**
		2-gang box: SDN61001xx + SDN61002xx 3-gang box: SDN61001xx + 2 x SDN61002xx

Cover frames

P112112

SDN5800121

	1 gang
	P112560
Color	
white	**SDN5800121**
cream	**SDN5800123**
aluminium	**SDN5800160**
titanium	**SDN5800168**
grey	**SDN5800133**
red	**SDN5800141**

P112114

SDN5800321

	2 gang horizontal frame
	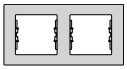 P112561
Color	
white	**SDN5800321**
cream	**SDN5800323**
aluminium	**SDN5800360**
titanium	**SDN5800368**
grey	**SDN5800333**
red	**SDN5800341**

P112118

SDN5801121

	2 gang vertical frame
	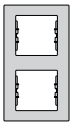 P112562
Color	
white	**SDN5801121**
cream	**SDN5801123**
aluminium	**SDN5801160**
titanium	**SDN5801168**
grey	**SDN5801133**
red	**SDN5801141**

P112115

SDN5800521

	3 gang horizontal frame
	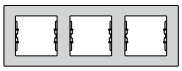 P112563
Color	
white	**SDN5800521**
cream	**SDN5800523**
aluminium	**SDN5800560**
titanium	**SDN5800568**
grey	**SDN5800533**
red	**SDN5800541**

Cover frames
(cont'd)

SDN5801321

3 gang vertical frame

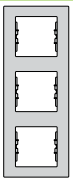

Color	
white	**SDN5801321**
cream	**SDN5801323**
aluminium	**SDN5801360**
titanium	**SDN5801368**
grey	**SDN5801333**
red	**SDN5801341**

SDN5800721

4 gang horizontal frame

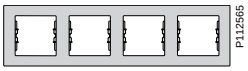

Color	
white	**SDN5800721**
cream	**SDN5800723**
aluminium	**SDN5800760**
titanium	**SDN5800768**
grey	**SDN5800733**
red	**SDN5800741**

SDN5802021

4 gang vertical frame

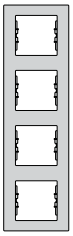

Color	
white	**SDN5802021**
cream	**SDN5802023**
aluminium	**SDN5802060**
titanium	**SDN5802068**
grey	**SDN5802033**
red	**SDN5802041**

P112117

SDN5800921

5 gang horizontal frame

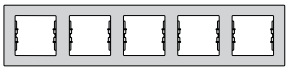

Color	
white	**SDN5800921**
cream	**SDN5800923**
aluminium	**SDN5800960**
titanium	**SDN5800968**
grey	**SDN5800933**
red	**SDN5800941**

P112121

SDN5801521

5 gang vertical frame

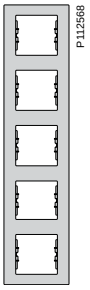

Color	
white	**SDN5801521**
cream	**SDN5801523**
aluminium	**SDN5801560**
titanium	**SDN5801568**
grey	**SDN5801533**
red	**SDN5801541**

P117001

SDN5810121

1 gang IP44 frame for IP44 switch or IP20 socket-outlet

Color	
white	**SDN5810121**
cream	**SDN5810123**
aluminium	**SDN5810160**
titanium	**SDN5810168**

P117002

SDN5810321

2 gang horizontal IP44 frame for IP44 switch or IP20 socket-outlet

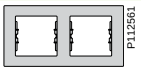

Color	
white	**SDN5810321**
cream	**SDN5810323**
aluminium	**SDN5810360**
titanium	**SDN5810368**

Technical information
Contents

Sedna technical information	page
Switches	38
Rotary dimmers	39
Rotary push-button dimmers	41
Rotary push-button universal dimmer	43
Movement detectors	44
Thermostats	46
Key card switch	49
RJ45 data outlets	50
TV/R/SAT sockets	52
Surface mounting boxes	55
Cover frames	56

Connection examples

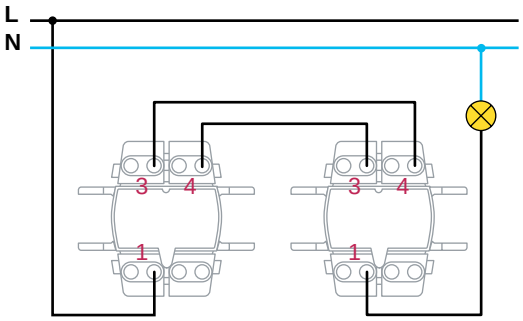

2 two-way switches

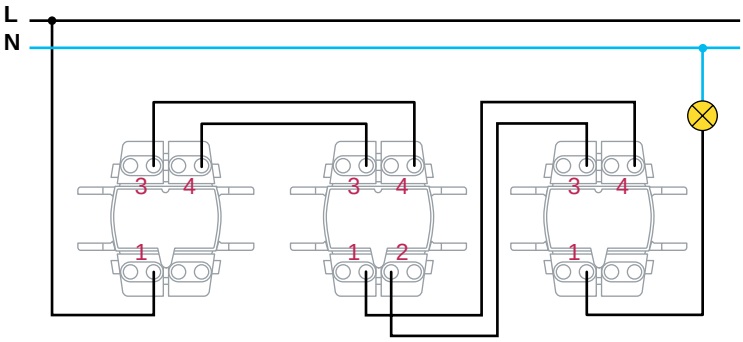

2 two-way switches + 1 intermediate switch

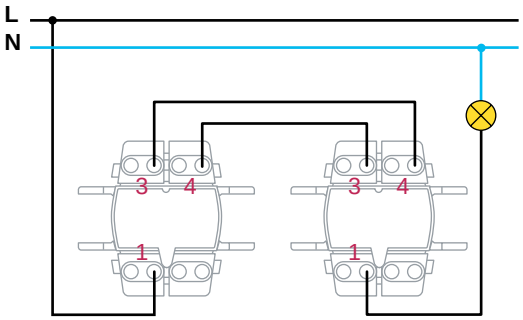

2 two-way switches with locator lamp

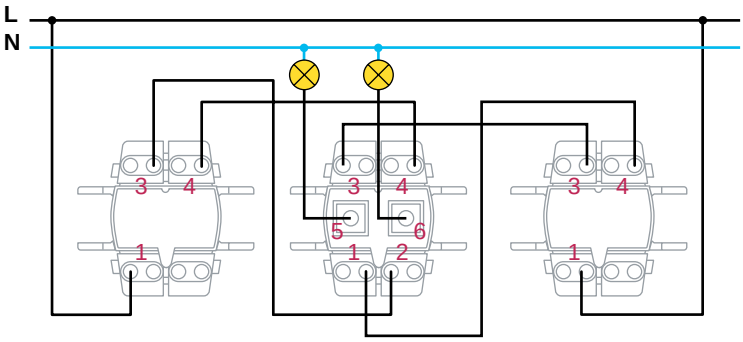

2 two-way switches + 1 double two-way switches

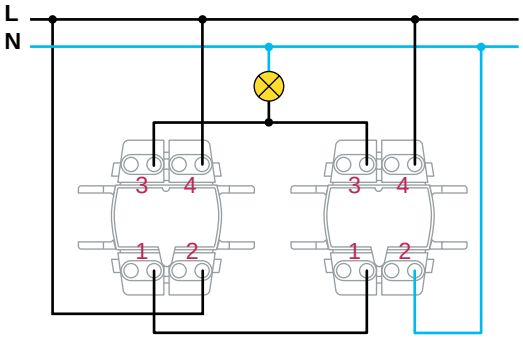

2 two-way switches with indicator lamp

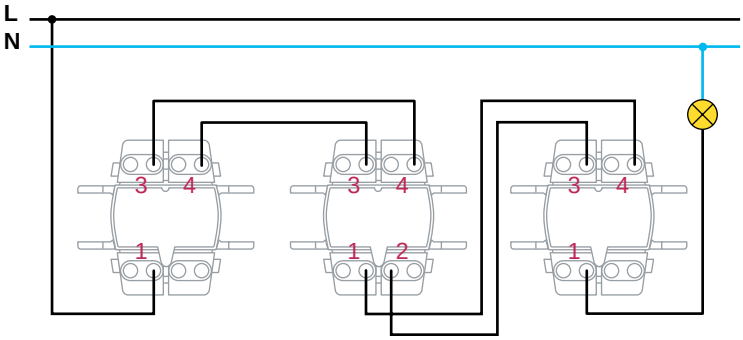

2 two-way switches + 1 intermediate switch with locator lamp

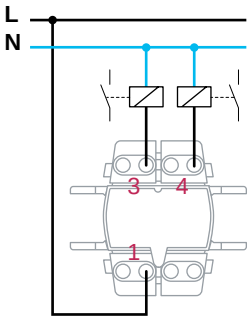

Two-way push-button

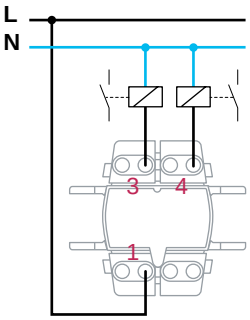

Two-way push-button with locator lamp

Dimensions (mm)

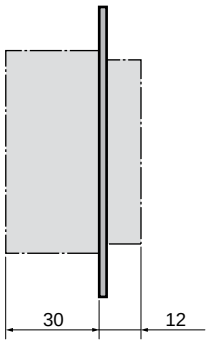

Rotary dimmers
RC, 25-325 VA
SDN22006XX

Area of application

- Regulation of different loads (see load table) for homes and buildings.
- Suitable for renovation as it allows replacement of a switch by a regulator without having to change cables.
- As the regulator reduces the current supplying the load, it allows considerable energy savings.

Technical data

- Rated voltage: 230 V AC ± 10 %, 50 Hz,
- Connectable as switch.

Load table

25°C 230 V 50 Hz	1	2	3	4
Max. Min.	325 W 25 W	325 W 25 W	NO	325 VA 25 VA

1 - Incandescent lamps
2 - Halogen lamps
3 - Low voltage halogen lamps with ferromagnetic transformer
4 - Low voltage halogen lamps with electronic transformers

Connections

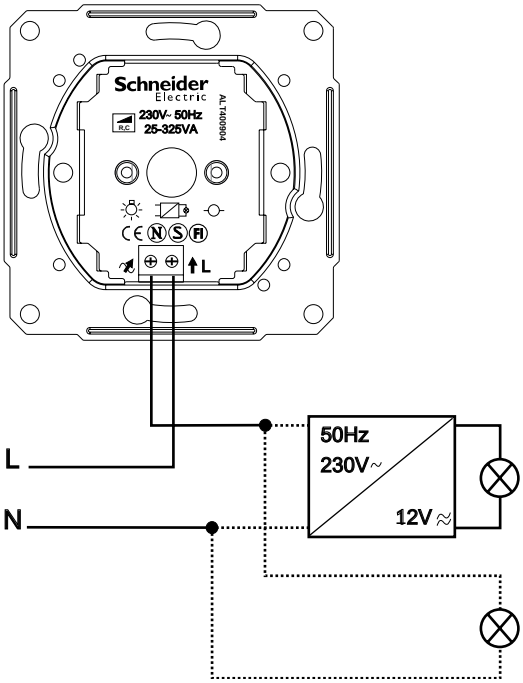

Dimensions (mm)

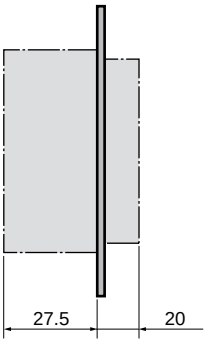

Rotary dimmers

RL, 60-325 VA
SDN22004XX

Area of application

- Regulation of different loads (see load table) for homes and buildings.
- Suitable for renovation as it allows replacement of a switch by a regulator without having to change cables.
- As the regulator reduces the current supplying the load, it allows considerable energy savings.

Technical data

- Rated voltage: 230 V AC ± 10 %, 50 Hz,
- Connectable as switch.

Load table

25°C 230 V 50 Hz	1	2	3	4
Max. Min.	325 W 60 W	325 W 60 W	325 W 60 W	NO

1 - Incandescent lamps
2 - Halogen lamps
3 - Low voltage halogen lamps with ferromagnetic transformer
4 - Low voltage halogen lamps with electronic transformers

Connections

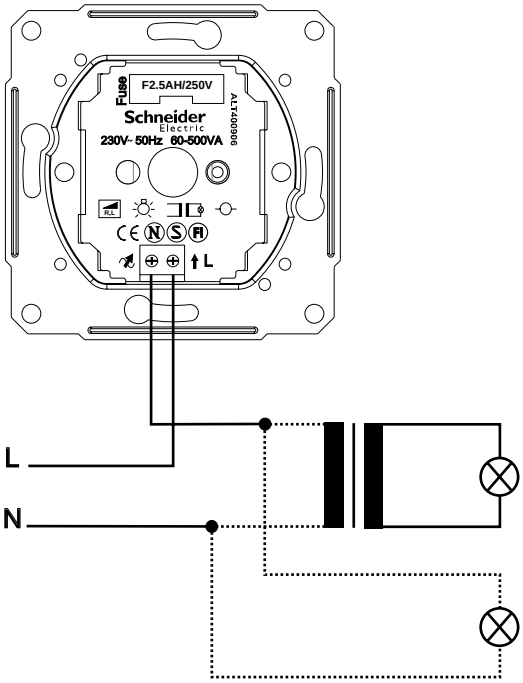

Dimensions (mm)

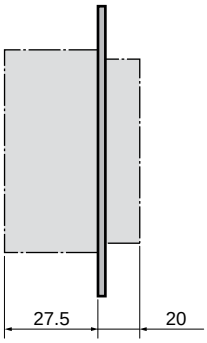

Rotary push-button dimmers

RC, 25-325 VA, two-way

SDN22007XX

Area of application

- Regulation of different loads (see load table) for homes and buildings.
- Suitable for renovation as it allows replacement of a switch or a 2-way switch by a regulator without having to change cables.
- As the regulator reduces the current supplying the load, it allows considerable energy savings.

Technical data

- Rated voltage: 230 V AC ± 10 %, 50 Hz,
- Possibility of connection with a two-way switch or just replace one-way switch.

Load table

25°C 230 V 50 Hz	1	2	3	4
Max. Min.	325 W 25 W	325 W 25 W	NO	325 VA 25 VA

1 - Incandescent lamps
2 - Halogen lamps
3 - Low voltage halogen lamps with ferromagnetic transformer
4 - Low voltage halogen lamps with electronic transformers

Connections

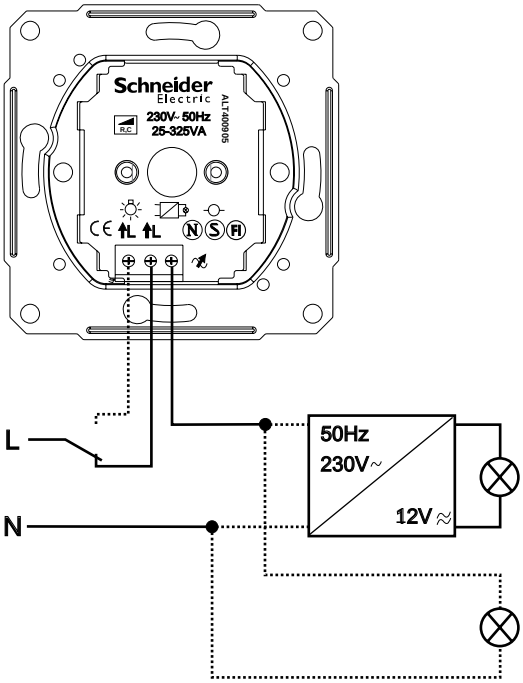

Dimensions (mm)

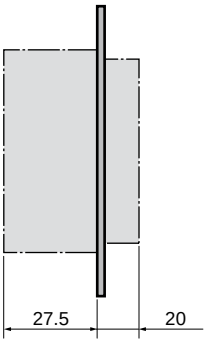

Rotary push-button dimmers

RL, 60-500 VA, two-way
SDN22005XX

Area of application

- Regulation of different loads (see load table) for homes and buildings.
- Suitable for renovation as it allows replacement of a switch or a 2-way switch by a regulator without having to change cables.
- As the regulator reduces the current supplying the load, it allows considerable energy savings.

Technical data

- Rated voltage: 230 V AC ± 10 %, 50 Hz,
- Possibility of connection with a two-way switch or just replace one-way switch,
- Fuse: 2,5 A(H)-230 V AC.

Load table

25°C 230 V 50 Hz	1	2	3	4
Max. Min.	500 W 60 W	500 W 60 W	500 W 60 W	NO

1 - Incandescent lamps
2 - Halogen lamps
3 - Low voltage halogen lamps with ferromagnetic transformer
4 - Low voltage halogen lamps with electronic transformers

Connections

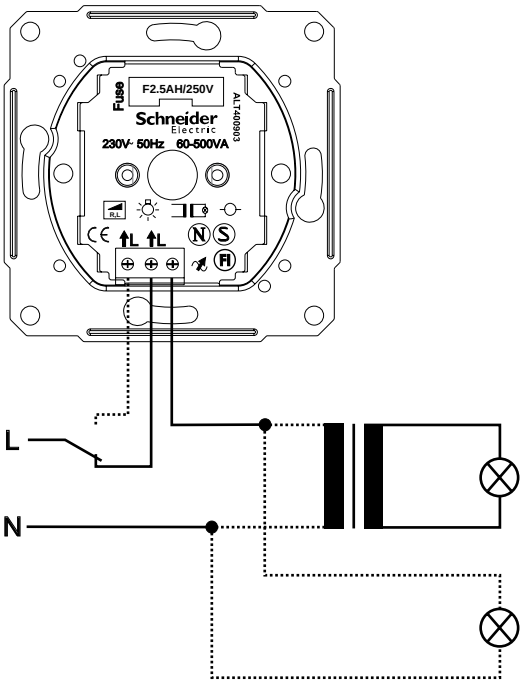

Dimensions (mm)

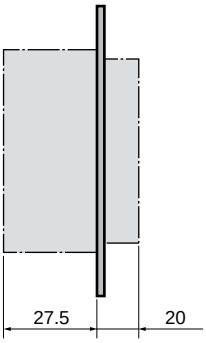

Rotary push-button universal dimmers

RLC, 40-600 VA, two-way
SDN22008XX

Area of application

● Regulation of different loads (see load table) for homes and buildings.
● Suitable for renovation as it allows replacement of a switch or a 2-way switch by a regulator without having to change cables.
● As the regulator reduces the current supplying the load, it allows considerable energy savings.

Technical data

● Rated voltage: 230 V AC ± 10 %, 50 Hz,
● Possibility of connection with a two-way switch or just replace one-way switch,
● Switch type: 6 / 1,
● Certifications: CE, FI, S, N,
● IP classification: IP20,
● Installation: CEE60.

Load table

25°C 230 V 50 Hz	1	2	3	4	5
Max. Min.	600 W 40 W	600 W 40 W	600 VA 40 VA	600 VA 40 VA	500 VA 40 VA

1 - Incandescent lamps
2 - Halogen lamps
3 - Low voltage halogen lamps with ferromagnetic transformer
4 - Low voltage halogen lamps with electronic transformers
5 - Toroidal transformers

Use

● Dimmer is installed into applicable flush or surface mounted installation box, connections according to the wiring diagram.
● Connected load type (resistive, capacitive and inductive) is detected and regulation algorithm is set automatically by the dimmer. The minimum light level setting is automatic.
Note: Device is not able to regulate capacitive and inductive loads simultaneously!
● The dimmer is designed using 2-wire topology so it can be used to replace a normal switch.
● Alternative connectors for phase-in (two-way switch used to control light from 2 points) are marked with arrow (↑), and regulated phase out has -symbol. Xmarked connector is not connected internally to the dimmer and it can be used as extension joint. All connectors are applicable for 2 x 2,5mm2 wires.
● **User interface**
Lights are switched ON / OFF by pushing the knob and light level is regulated by turning the knob. The dimmer uses soft start function when lights are switched ON.
● **Protections**
The dimmer has electronic protection against the short circuit, over voltage, overload and overheat. If electronic protection has activated, to reset the dimmer for normal operation, push the knob. The dimmer also contains single shot thermal fuse.

Connections

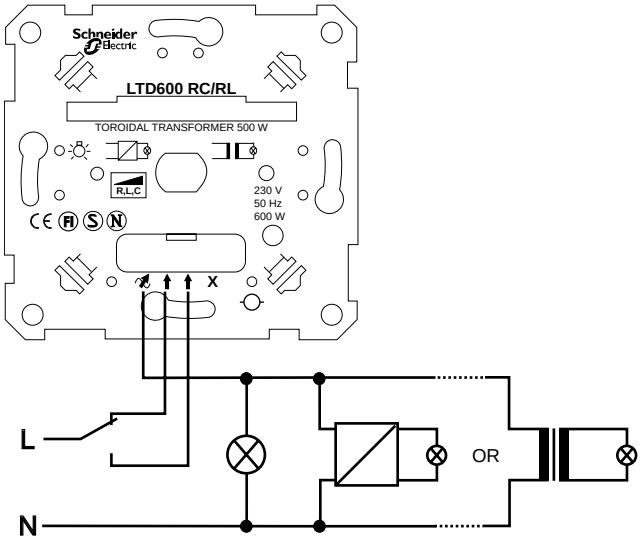

Dimensions (mm)

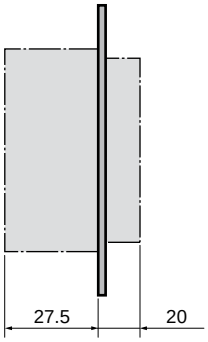

Movement detectors
SDN20002XX

Area of application

- The movement detection control switch switches on the loads, it controls when someone passes through the area of action of the sensor.
- It is suitable for different loads (see load table).
- The control switch allows considerable energy savings since the load is supplied only when people are present.

Technical data

- Voltage range: 230 V AC - 10% + 6%, 50 Hz,
- Main fuse: max 10 A,
- Wires/terminal: max 2 x 2.5 mm²,
- Parallel connected units: max 10,
- Range: >10 m, >180°,
- Lux adjustment: ≈ 5 - ∞,
- Radio interference protection: CISPR 14,
- Certified: CE, FI, S, N,
- IP classification: IP20.

Load table

25°C 230 V 50 Hz	1	2	3	4	5	6	7
Max.	2300 W	2000 W	2000 VA*	1150 VA	1050 VA	500 VA	200 VA
Min.	1W	1W	1W	1W	1W	1W	1W

* max 140 µF, cos ø = 0,9

1 - Incandescent lamps
2 - 230 V halogen lamps
3 - Fluorescent tubes
4 - Electronic transformers
5 - Conventional transformers
6 - Energy saving lamps
7 - 1-phase motors

Dimensions (mm)

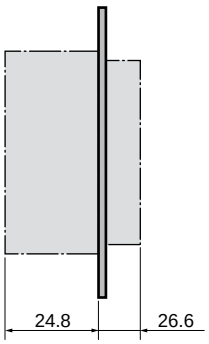

Use

- Neutral must be connected for device to function.
- Max. time delay 20 min – adjust the timer screw to its maximum extent clockwise.
- Device can be connected in parallel.

Important to remember
- Ensure that detector has free view.
- In the case of fluorescent tube load, a switched- on period of at least 10 min for the service life of the fluorescent tube is suitable.



Manoeuvring
- A movement sensor reacts when a heat source (e.g. a person) moves within the area of the detector.
- Product has a switch marked 0-A-1:
  - In the 0 position, the movement sensor is entirely disconnected. In this position it is also possible to test the sensing area when a red LED lights inside the lens in conjunction with a movement.
  - In the A position, the movement sensor is in automatic mode.
  - In the 1 position it is always turned on.

Connections

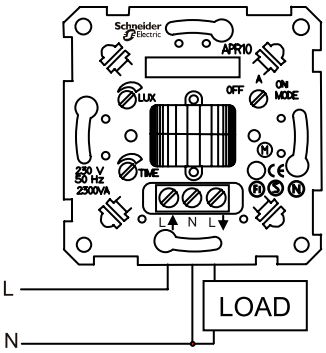

Detection areas

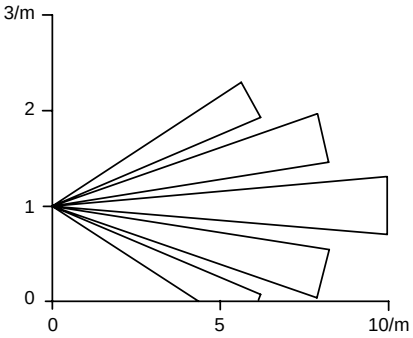

Vertical

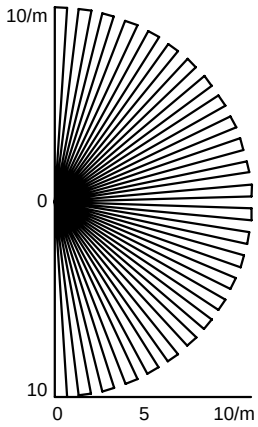

Horizontal

Area of application

● The movement detection control switch switches on the loads, it controls when someone passes through the area of action of the sensor.
● It is suitable for different loads (see load table).
● The control switch allows considerable energy savings since the load is supplied only when people are present.

Technical data

● Voltage range: 230 V AC - 10% + 6%, 50 Hz,
● Main fuse: max 10 A,
● Wires/terminal: max 2 x 2.5 mm^2,
● Parallel connected units: max 10,
● Range: >5 m, >110°,
● Lux adjustment: ≈ 10 - ∞,
● Radio interference protection: CISPR 14,
● Certified: CE, FI, S, N,
● IP classification: IP20.

Load table

25°C 230 V 50 Hz	1	2	3	4	5	6	7
Max.	10x11 W	10x7 W	500 W/VA				
Min.	1x11 W	1x7 W	25 W/VA				

1 - Energy saving lamps
2 - LED lamps
3 - Incandescent lamps
4 - 230 V halogen lamps
5 - Fluorescent tubes
6 - Electronic transformers
7 - Conventional transformers

Dimensions (mm)

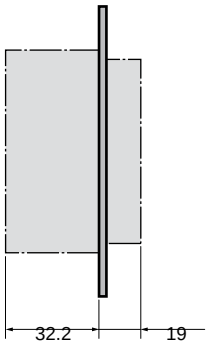

Use

● Neutral must be connected for device to function.
● Device can be connected in parallel.

Important to remember
● Ensure that detector has free view.



Connections

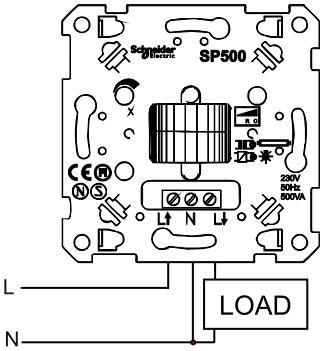

Detection areas

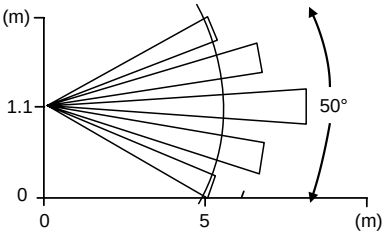

Vertical

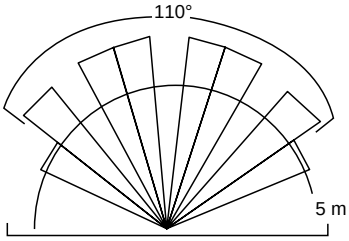

Horizontal

Thermostat

10 A, room thermostat
SDN60001XX

Area of application

Electronic room thermostat is designed for controlling electric heaters like radiators and ceiling heaters.
Room thermosstat is easy to use and install. It includes ON/OFF switch in front panel and trimmer for temperature set point selection. It has one led to indicate when load is connected.
Thermostat full fills EN-60730-2-9 standard and it is RoHS and REACH compliant.

Technical data

- Voltage range: 230 V ac ± 10 %, 50 Hz,
- Max fuse: 16 A,
- Maximum load: 2300 W (10 A, 230 V, cos φ = 1),
- Operation temperature: + 5 °C to + 30 °C,
- Temperature control range: + 5 °C to + 30 °C,
- Storage temperature: - 20 °C to + 60 ° C
- Control accuracy: 1 °C,
- 2-pole switch in front panel,
- Relay: NO (normally open),
- Led: red,
- Wires/terminal: max 2 x 2.5 mm^2
- Terminals have wire protectors (for multicore cables),
- Certifications: CE, FI, S, N,
- IP classification: IP 20,
- Installation: CEE60.

Use

- Put thermostat ON/OFF from the switch in front panel.
- Red light indicates that heating is active.
- Adjusting scale indicates suggestive temperature and suitable temperature should be measured by experience.

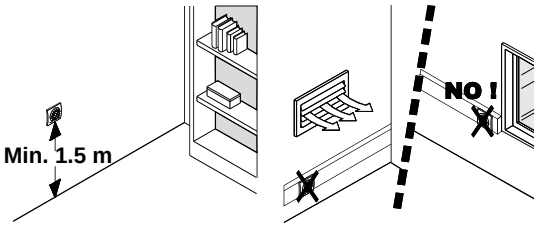

Connections

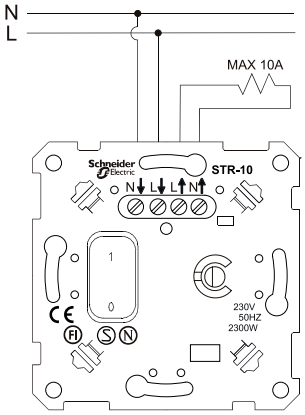

Put thermostat to a mounting box so that connectors are up.
If connection has protective earth (PE) wires use external connectors to connect them together.
Thermostat doesn't have terminals for PE.

Dimensions (mm)

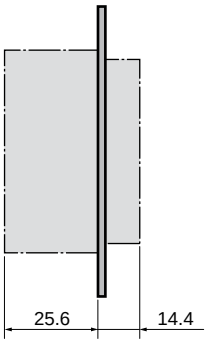

Thermostat

10 A, floor thermostat
SDN60003XX

Area of application

Electronic floor thermostat is designed for floor heating cables and other floor heating applications.
Floor thermostat is easy to use and install. It includes ON/OFF switch in front panel and trimmer for temperature set point selection. It has one led to indicate when load is connected. Thermostat full fills EN-60730-2-9 standard and it is RoHS and REACH compliant.

Technical data

- Voltage range: 230 V ac ± 10 %, 50 Hz,
- Max fuse: 16 A,
- Maximum load: 2300 W (10 A, 230 V, cos φ = 1),
- Wires/terminal: max 2 x 2,5 mm2,
- External sensor: NTC 10 kΩ at 25 °C,
- Operation temperature: + 5 °C to + 50 °C,
- Storage temperature: - 20 °C to + 50 °C,
- Temperature control range: + 5 °C to + 30 °C (or + 50 °C),
- Control accuracy: 1 °C,
- 2-pole switch in front panel,
- Relay: NO (normally open),
- Led: red,
- Terminals have wire protectors (for multicore cables),
- External sensor 4 m (double isolated),
- Certified: CE, FI, S, N,
- IP classification: IP 20.

Standards

In accordance with EN 6730-2-9.

Use

- Put thermostat ON/OFF from the switch in front panel.
- Red light indicates that heating is active. Warming of the floor takes several hours.
- Adjusting scale indicates suggestive temperature and suitable temperature should be measured by experience.

Connections

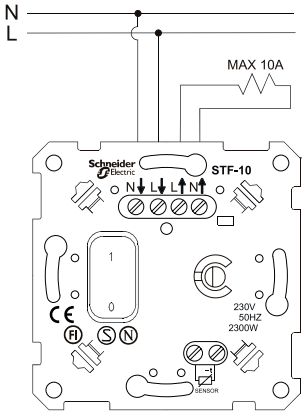

Put thermostat to a mounting box so that connectors are up.
If connection has protective earth (PE) wires use external connectors to connect them together.
Thermostat doesn't have terminals for PE.

Dimensions (mm)

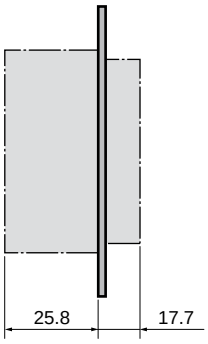

Thermostat

16 A , with comfort function

Area of application

This intelligence thermostat is designed for room and floor heating applications. It has graphic display and user can change several parameters to ensure best temperature control in a room. Thermostat includes internal and external temperature sensors. User can choose material of the floor (concrete, wood etc.) and thermostat select best control algorithm for different materials. Most important parameters has been protected by PIN-code like: material of the floor, max and min temperature limits to avoid changes by third parties (like children, tenant, hotel quests etc). Thermostat has input for external set back signal (230V) which reduce (or increase) temperature as user has defined.

Technical data

- Voltage range: 230 V ac ± 10 %, 50 Hz,
- Max fuse: 16 A,
- Maximum load: 3680 W (16 A, 230 V, cos φ = 1),
- Type of relay: NO (can be change to work as NC),
- Wires/terminal: max 2 x 2,5 mm2,
- Connectors: Lift terminals (suitable for flexible cables),
- Display: Graphic
- Temperature set back values: + 4 °C,+ 2,0 °C,- 2 °C,- 4 °C, - 6 °C,- 8 °C,- 20 °C,
- Calibration: yes
- Clock: yes
- Operation temperature: + 5 °C to + 40 °C,
- Storage temperature: - 20 °C to + 60 °C,
- Temperature control range: + 5 °C to + 40 °C,
- Control accuracy: 0,1 °C,
- Certified: CCA, FI, S, N,
- Installation: CEE60.

Standards

In accordance with IEC/EN 60730-2-9.

Dimensions (mm)

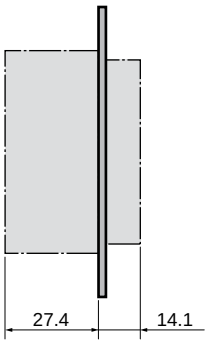

Connections

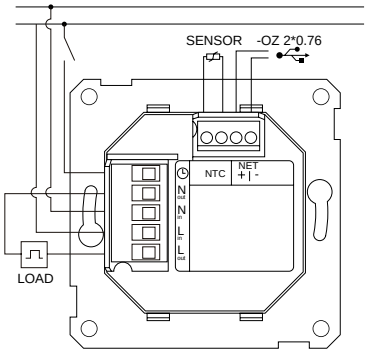

Display

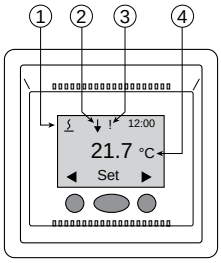

① The floor is heated.
The air is heated.

② The set internal temperature does not match the displayed set temperature because of temperature SetBack or night temperature.

③ ! An exclamation mark signals a fault. The number next to the exclamation mark is the fault code.

When fault codes 1, 2 and 4 appear, the thermostat is not heating.
1 - Fault in floor temperature sensor.
2 - Internal fault.
4 - Overheating.
5 - Fault in control unit temperature measurement.

④ The display shows the set temperature (the measured room temperature is not displayed).

Use

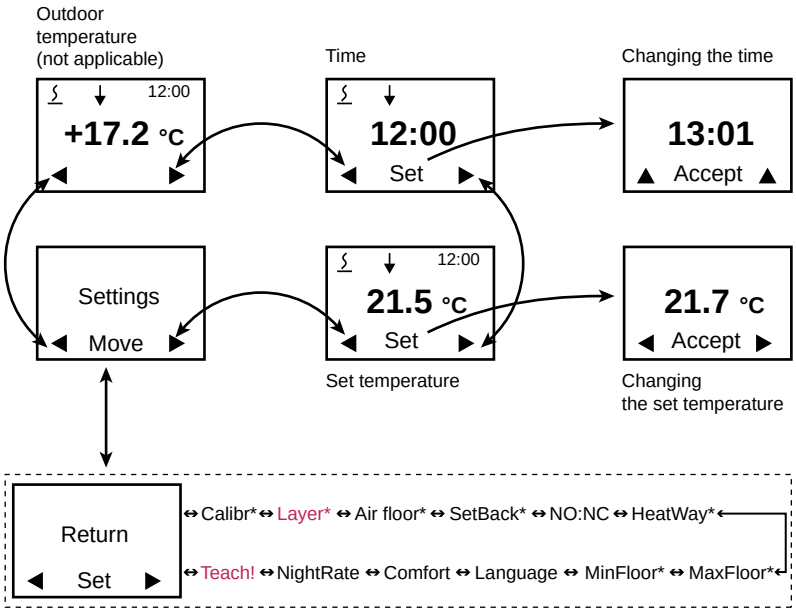

* Require a PIN code

xxx: all functions are visible for customer, but only black ones can be changed/adjust in this version.

Key card switch
SDN19001XX

Area of application

- Particularly recommended for hotel rooms.
- Controls lighting circuits, electrical appliances, electronic equipment, etc.

Connections

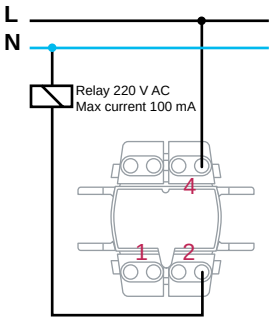

Dimensions (mm)

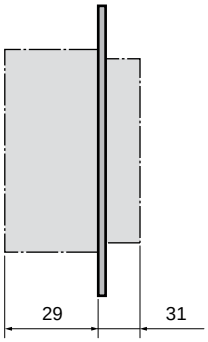

RJ45 data outlets

Dimensions (mm)

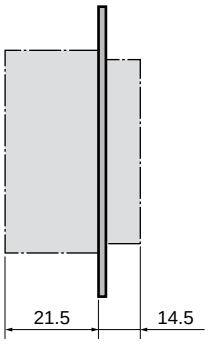

Installation (Lexcom 125/250 STP connectors)

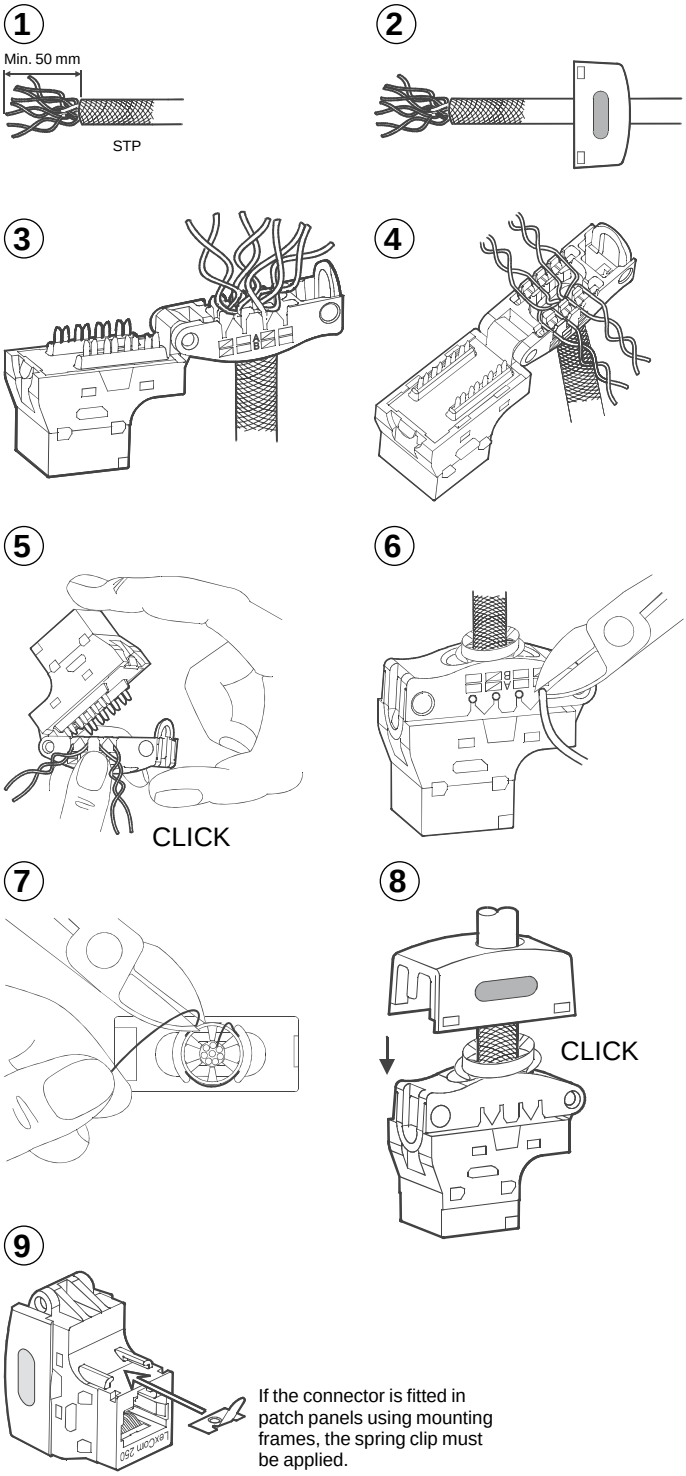

Installation (Lexcom 125/250 UTP connectors)

1

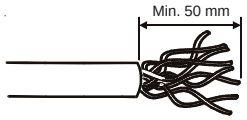

2

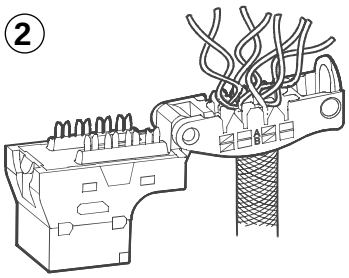

3

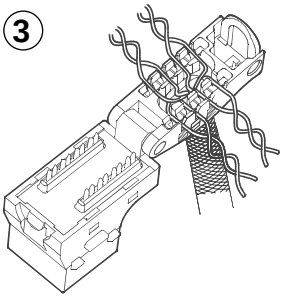

4

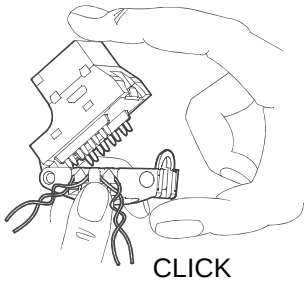

5

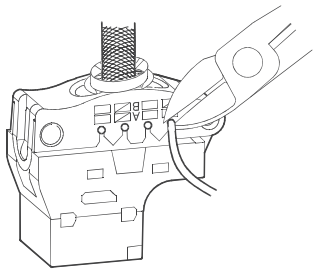

TV/R/SAT outlets

Area of application

Antenna sockets are adapted for connection of radio and television receivers, with land-based or satellite-based analog and digital signals.

Dimensions (mm)

TV connector

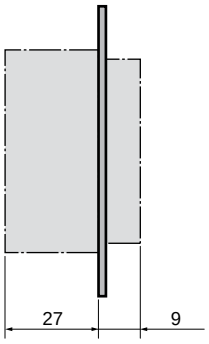

TV/R outlet

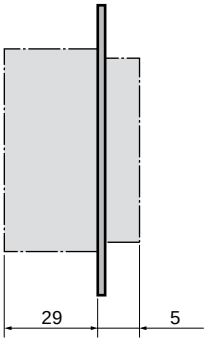

TV/SAT outlet
TV/R/SAT outlet
R-TV/SAT/SAT outlet

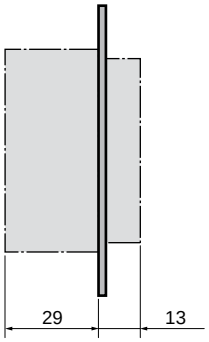

Installation

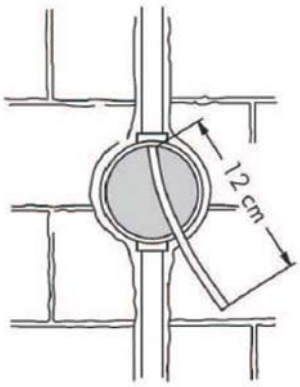

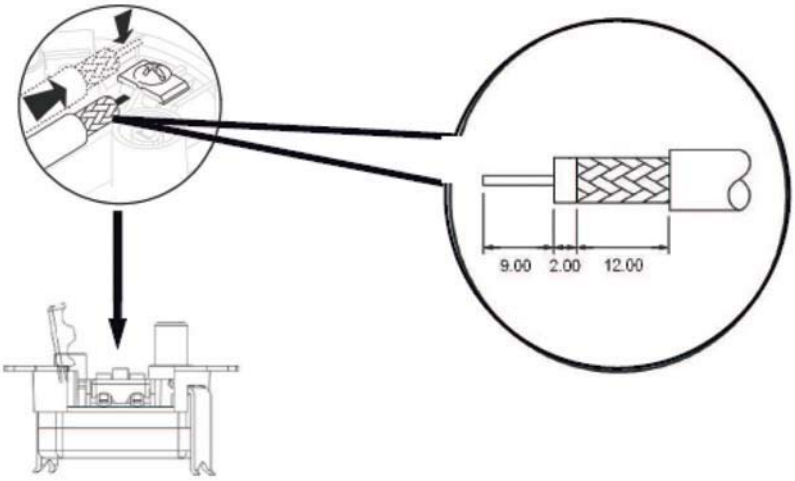

TV: individual / parallel installation insert

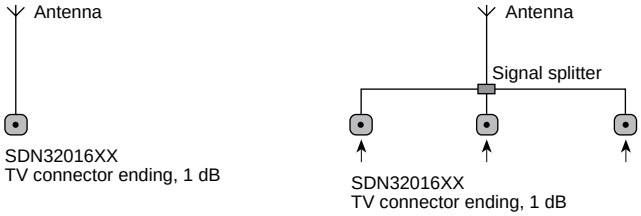

TV/R: individual / parallel installation insert

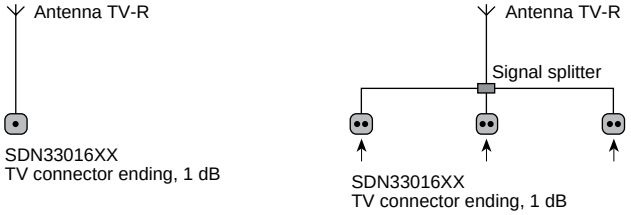

TV/R: linear installation insert

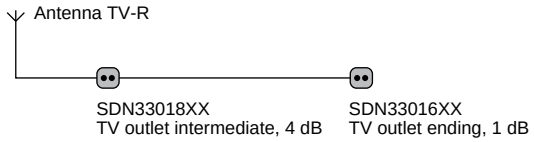

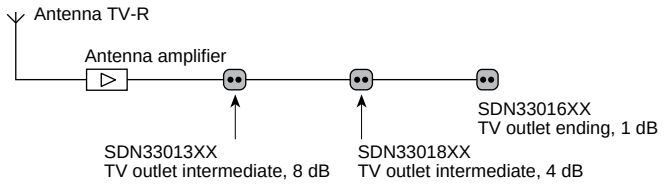

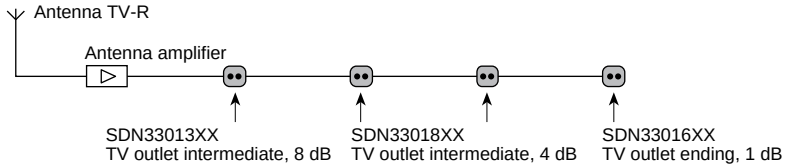

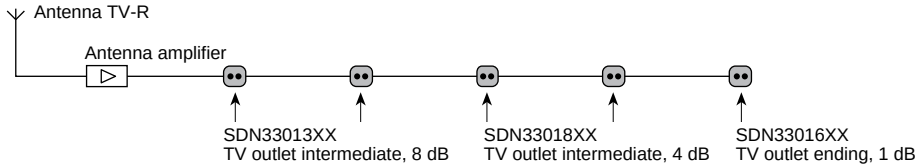

TV/SAT: individual / linear installation insert

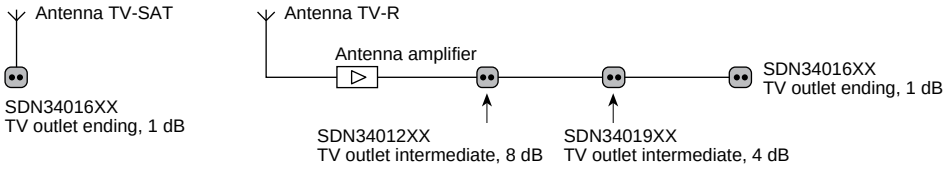

TV/R/SAT outlets
(cont'd)

Connections

TV connector ending

TV/R outlet, intermediate

TV/R outlet, ending

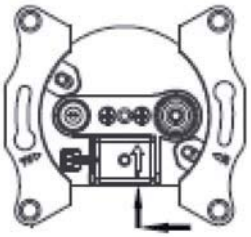

TV/SAT outlet, intermediate

TV/SAT outlet, ending

TV/R/SAT outlet, intermediate

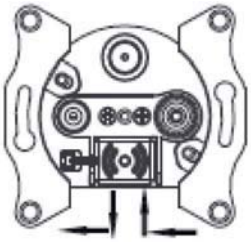

TV/R/SAT outlet, ending

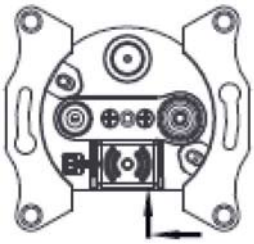

R-TV/SAT/SAT outlet, ending

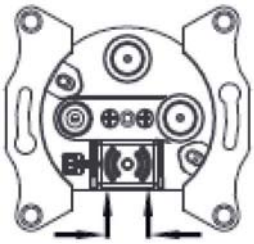

Technical data

TV connector

		SDN32016XX
		Ending
Loss (dB)		-
Operating frequency (MHz)		5-862
Output loss (dB)		1
Through loss (dB)		-

TV/R outlets

		SDN33018XX	SDN33013XX	SDN33016XX
		Intermediate	Intermediate	Ending
Loss (dB)		4	8	-
Operating frequency (MHz)	TV	5-862	5-862	5-862
	R	88-125	88-125	88-125
Output loss (dB)	TV	4	8	1
	R	10	10	10
Through loss (dB)		1	1	-

TV/SAT outlets

		SDN34019XX	SDN34012XX	SDN34016XX
		Intermediate	Intermediate	Ending
Loss (dB)		4	8	-
Operating frequency (MHz)	SAT	950-2400	950-2400	950-2400
	TV	5-862	5-862	5-862
Output loss (dB)	SAT	3	3	1
	TV	4	8	11
Through loss (dB)		1	1	-

TV/R/SAT outlets

		SDN35014XX	SDN35012XX	SDN35013XX
		Intermediate	Intermediate	Ending
Loss (dB)		4	8	-
Operating frequency (MHz)	SAT	950-2400	950-2400	950-2400
	TV	5-862	5-862	5-862
	R	88-125	88-125	88-125
Output loss (dB)	SAT	3	3	1
	TV	4	8	1
	R	10	10	10
Through loss (dB)		1	1	-

R-TV/SAT/SAT outlets

		SDN35021XX		
		Ending		
Loss (dB)		-		
Operating frequency (MHz)	SAT1	5-2400		
	SAT2	950-2400		
	R-TV	5-862		
Output loss (dB)	SAT1	1		
	SAT2	1		
	R-TV	1		
Through loss (dB)		-		

Multi gang

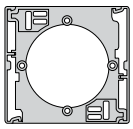

One gang
SDN61001xx

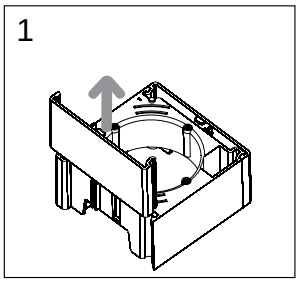

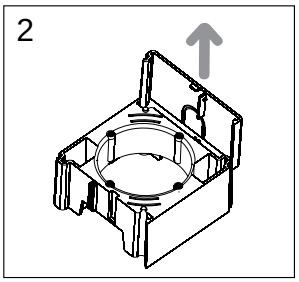

+

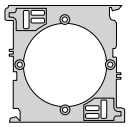

Multi gang
SDN61002xx

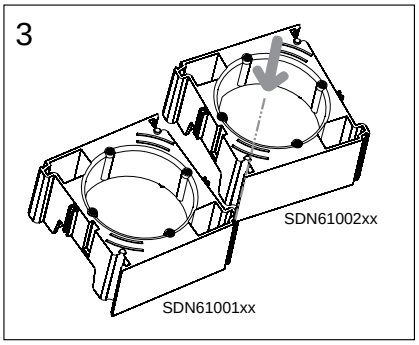

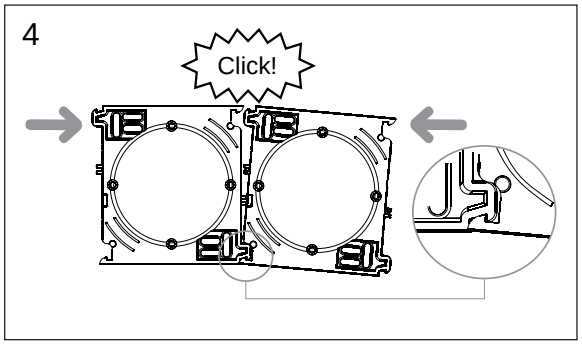

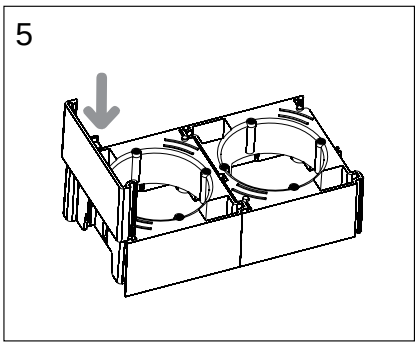

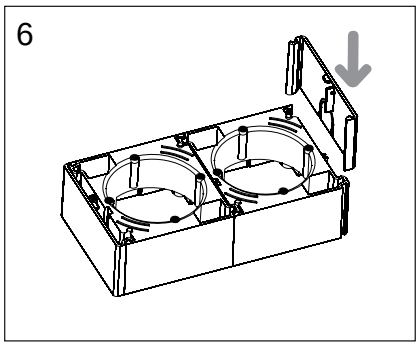

For TV/R, TV/SAT or TV/R/SAT outlets

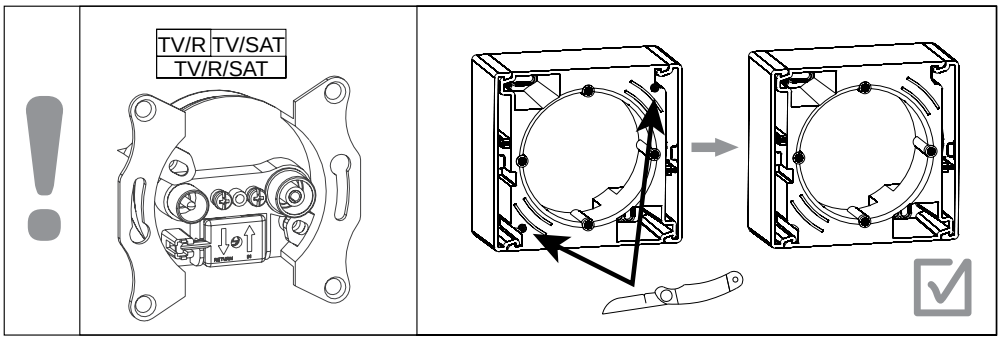

Cover frames

Dimensions (mm)

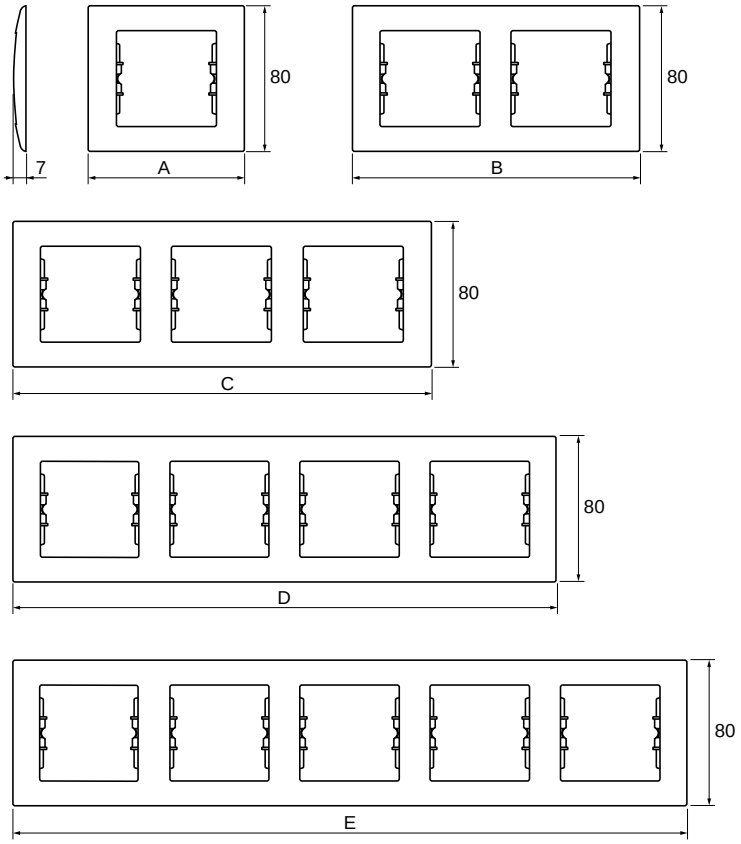

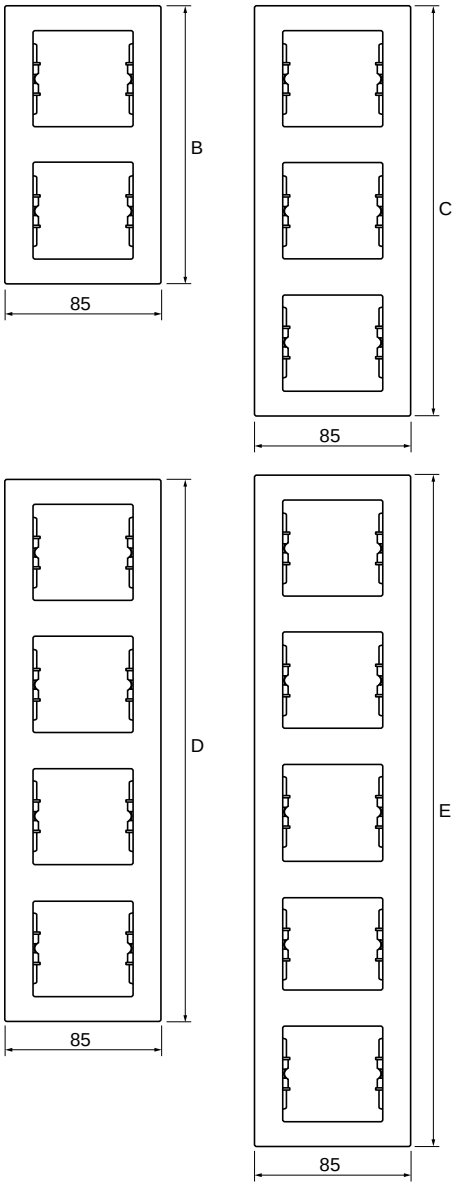

Horizontal frame

1 gang	2 gang	3 gang	4 gang	5 gang
A (mm)	**B** (mm)	**C** (mm)	**D** (mm)	**E** (mm)
85	156	227	299	370

Vertical frame

2 gang	3 gang	4 gang	5 gang
B (mm)	**C** (mm)	**D** (mm)	**E** (mm)
151	222	294	365

1 gang IP44 frame for IP44 switch or IP20 socket-outlet

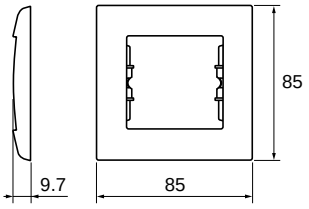

2 gang IP44 frame for IP44 switch or IP20 socket-outlet

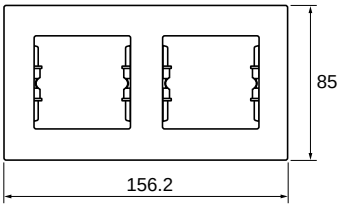

Reference number overview

Ref n°

SDN0100121 18
SDN0100123 18
SDN0100160 18
SDN0100168 18
SDN0100321 19
SDN0100323 19
SDN0100360 19
SDN0100368 19
SDN0200121 18
SDN0200123 18
SDN0200160 18
SDN0200168 18
SDN0200221 19
SDN0200223 19
SDN0200260 19
SDN0200268 19
SDN0200321 19
SDN0200323 19
SDN0200360 19
SDN0200368 19
SDN0201121 20
SDN0201123 20
SDN0201160 20
SDN0201168 20
SDN0201221 21
SDN0201223 21
SDN0201260 21
SDN0201268 21
SDN0300121 18
SDN0300123 18
SDN0300160 18
SDN0300168 18
SDN0300321 20
SDN0300323 20
SDN0300360 20
SDN0300368 20
SDN0300421 19
SDN0300423 19
SDN0300460 19
SDN0300468 19
SDN0400121 18
SDN0400123 18
SDN0400160 18
SDN0400168 18
SDN0400321 20
SDN0400323 20
SDN0400360 20
SDN0400368 20
SDN0400421 19
SDN0400423 19
SDN0400460 19
SDN0400468 19
SDN0400521 19
SDN0400523 19
SDN0401121 20
SDN0401123 20
SDN0401160 20
SDN0401168 20
SDN0420121 22
SDN0420123 22
SDN0420160 22
SDN0420168 22
SDN0500121 18
SDN0500123 18
SDN0500160 18
SDN0500168 18
SDN0500321 19
SDN0500323 19
SDN0500360 19
SDN0500368 19
SDN0501121 20
SDN0501123 20
SDN0501160 20
SDN0501168 20
SDN0600121 18
SDN0600123 18
SDN0600160 18
SDN0600168 18
SDN0700121 22
SDN0700123 22
SDN0700160 22
SDN0700168 22
SDN0800121 22
SDN0800123 22
SDN0800160 22
SDN0800168 22
SDN0800321 22
SDN0800323 22
SDN0900121 22
SDN0900123 22
SDN0900160 22
SDN0900168 22
SDN0900321 22
SDN0900323 22
SDN1000121 22
SDN1000123 22
SDN1000160 22
SDN1000168 22
SDN1200121 21
SDN1200123 21
SDN1200160 21
SDN1200168 21
SDN1300121 21
SDN1300123 21
SDN1300160 21
SDN1300168 21
SDN1300321 21
SDN1300323 21
SDN1300360 21
SDN1300368 21
SDN1400121 20
SDN1400123 20
SDN1400160 20
SDN1400168 20
SDN1500121 20
SDN1500123 20
SDN1500160 20
SDN1500168 20
SDN1500221 21
SDN1500223 21
SDN1500260 21
SDN1500268 21
SDN1520121 23
SDN1520123 23
SDN1520160 23
SDN1520168 23
SDN1600121 23
SDN1600123 23
SDN1600160 23
SDN1600168 23
SDN1600321 23
SDN1600323 23
SDN1600360 23
SDN1600368 23
SDN1600421 23
SDN1600423 23
SDN1600460 23
SDN1600468 23
SDN1700121 23
SDN1700123 23
SDN1700160 23
SDN1700168 23
SDN1700421 23
SDN1700423 23
SDN1700460 23
SDN1700468 23
SDN1800121 23
SDN1800123 23
SDN1800160 23
SDN1800168 23
SDN1900121 21
SDN1900123 21
SDN1900160 21
SDN1900168 21
SDN2000221 25
SDN2000223 25
SDN2000260 25
SDN2000268 25
SDN2000321 25
SDN2000323 25
SDN2000360 25
SDN2000368 25
SDN2200421 24
SDN2200423 24
SDN2200460 24
SDN2200468 24
SDN2200521 24
SDN2200523 24
SDN2200560 24
SDN2200568 24
SDN2200621 24
SDN2200623 24
SDN2200660 24
SDN2200668 24
SDN2200721 24
SDN2200723 24
SDN2200760 24
SDN2200768 24
SDN2200821 24
SDN2200823 24
SDN2200860 24
SDN2200868 24
SDN2800121 26
SDN2800123 26
SDN2800160 26
SDN2800168 26
SDN2800321 26
SDN2800323 26
SDN2800441 26
SDN2800360 26
SDN2800368 26
SDN2800521 26
SDN2800523 26
SDN2800560 26
SDN2800568 26
SDN2800621 26
SDN2800623 26
SDN2800660 26
SDN2800668 26
SDN3000121 26
SDN3000123 26
SDN3000160 26
SDN3000168 26
SDN3000341 26
SDN3000421 26
SDN3000423 26
SDN3000460 26
SDN3000468 26
SDN3100121 26
SDN3100123 26
SDN3100160 26
SDN3100168 26
SDN3100321 26
SDN3100323 26
SDN3201621 29
SDN3201623 29
SDN3201660 29
SDN3201668 29
SDN3301321 29
SDN3301323 29
SDN3301360 29
SDN3301368 29
SDN3301621 29
SDN3301623 29
SDN3301660 29
SDN3301668 29
SDN3301821 29
SDN3301823 29
SDN3301860 29
SDN3301868 29
SDN3401221 29
SDN3401223 29
SDN3401260 29
SDN3401268 29
SDN3401621 29
SDN3401623 29
SDN3401660 29
SDN3401668 29
SDN3401921 29
SDN3401923 29
SDN3401960 29
SDN3401968 29
SDN3501221 30
SDN3501223 30
SDN3501260 30
SDN3501268 30
SDN3501321 30
SDN3501323 30
SDN3501360 30
SDN3501368 30
SDN3501421 30
SDN3501423 30
SDN3501460 30
SDN3501468 30
SDN3502121 30
SDN3502123 30
SDN3502160 30
SDN3502168 30
SDN4101121 28
SDN4101123 28
SDN4101160 28
SDN4101168 28
SDN4201121 28
SDN4201123 28
SDN4201160 28
SDN4201168 28
SDN4300121 27
SDN4300123 27
SDN4300160 27
SDN4300168 27
SDN4400121 27
SDN4400123 27
SDN4400160 27
SDN4400168 27
SDN4500121 27
SDN4500123 27
SDN4500160 27
SDN4500168 27
SDN4600121 27
SDN4600123 27
SDN4600160 27
SDN4600168 27
SDN4700121 27
SDN4700123 27
SDN4700160 27
SDN4700168 27
SDN4800121 27
SDN4800123 27
SDN4800160 27
SDN4800168 27
SDN4900121 27
SDN4900123 27
SDN4900160 27
SDN4900168 27
SDN5000121 27
SDN5000123 27
SDN5000160 27
SDN5000168 27
SDN5100121 28
SDN5100123 28
SDN5100160 28
SDN5100168 28
SDN5200121 28
SDN5200123 28
SDN5200160 28
SDN5200168 28
SDN5200221 28
SDN5200223 28
SDN5200260 28
SDN5200268 28
SDN5400121 30
SDN5400123 30
SDN5400160 30
SDN5400168 30
SDN5500121 31
SDN5500123 31
SDN5500160 31
SDN5500168 31
SDN5600121 31
SDN5600123 31
SDN5600160 31
SDN5600168 31
SDN5800121 33
SDN5800123 33
SDN5800133 33
SDN5800141 33
SDN5800160 33
SDN5800168 33
SDN5800321 33
SDN5800323 33
SDN5800333 33
SDN5800341 33
SDN5800360 33
SDN5800368 33
SDN5800521 33
SDN5800523 33
SDN5800533 33
SDN5800541 33
SDN5800560 33
SDN5800568 33
SDN5800721 34
SDN5800723 34
SDN5800733 34
SDN5800741 34
SDN5800760 34
SDN5800768 34
SDN5800921 35
SDN5800923 35
SDN5800933 35
SDN5800941 35
SDN5800960 35
SDN5800968 35
SDN5801121 33
SDN5801123 33
SDN5801133 33
SDN5801141 33
SDN5801160 33
SDN5801168 33
SDN5801321 34
SDN5801323 34
SDN5801333 34
SDN5801341 34
SDN5801360 34
SDN5801368 34
SDN5801521 35
SDN5801523 35
SDN5801533 35
SDN5801541 35
SDN5801560 35
SDN5801568 35
SDN5802021 34
SDN5802023 34
SDN5802033 34
SDN5802041 34
SDN5802060 34
SDN5802068 34
SDN5810121 35
SDN5810123 35
SDN5810160 35
SDN5810168 35
SDN5810321 35
SDN5810323 35
SDN5810360 35
SDN5810368 35
SDN5900123 31
SDN6000121 25
SDN6000123 25
SDN6000160 25
SDN6000168 25
SDN6000221 25
SDN6000223 25
SDN6000260 25
SDN6000268 25
SDN6000321 25
SDN6000323 25
SDN6000360 25
SDN6000368 25
SDN6100121 32
SDN6100123 32
SDN6100160 32
SDN6100168 32
SDN6100221 32
SDN6100223 32
SDN6100260 32
SDN6100268 32

ART.XXXX © Schneider Electric - All rights reserved

Schneider Electric Industries SAS
35 rue Joseph Monier
92500 Rueil-Malmaison
France
www.schneider-electric.com

As standards, specifications and designs change from time to time, please ask for confirmation of the information given in this publication.

This document has been printed on ecological paper

Publishing: Schneider Electric Industries SAS
Design: Pemaco, Arriba
Illustrations: Arriba
Photos: Kalice Arnauld Childeric
Printing:

ISC001548

04-2011